



Progressive Education Society's Modern College of Pharmacy, Nigdi, Pune

Feedback Analysis

Title : Student Satisfaction Survey

Academic Year : 2019-20

Class : Fourth Semester [B. Pharmacy]

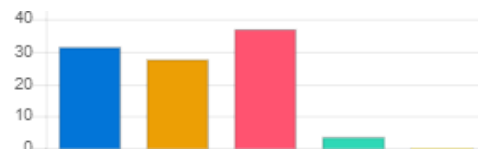
Details : Activity

Total number of response(s) : 54

Question	How will you rate performance of Faculty?			
Answer	Value	No. of response(s)	Response value	Response %
Excellent	5	24	120	44.44
Very Good	4	14	56	25.93
Good	3	14	42	25.93
Satisfactory	2	1	2	1.85
Poor	1	1	1	1.85
Performance				81.85



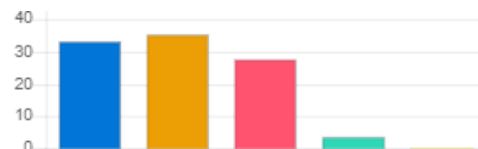
Question	How will you rate performance of Non-teaching?			
Answer	Value	No. of response(s)	Response value	Response %
Excellent	5	17	85	31.48
Very Good	4	15	60	27.78
Good	3	20	60	37.04
Satisfactory	2	2	4	3.70
Poor	1	0	0	0.00
Performance				77.41



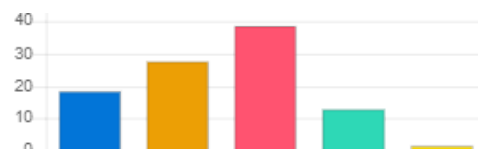
Question	How will you rate Infrastructure of college?			
Answer	Value	No. of response(s)	Response value	Response %
Excellent	5	15	75	27.78
Very Good	4	24	96	44.44
Good	3	13	39	24.07
Satisfactory	2	1	2	1.85
Poor	1	1	1	1.85
Performance				78.89



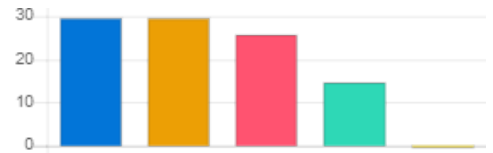
Question	How will you rate Teaching aids?			
Answer	Value	No. of response(s)	Response value	Response %
Excellent	5	18	90	33.33
Very Good	4	19	76	35.19
Good	3	15	45	27.78
Satisfactory	2	2	4	3.70
Poor	1	0	0	0.00
Performance				79.63



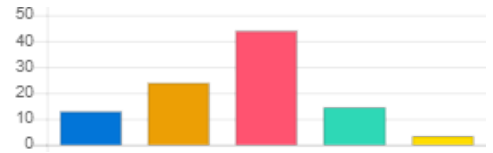
Question	How will you rate Internet facility?			
Answer	Value	No. of response(s)	Response value	Response %
Excellent	5	10	50	18.52
Very Good	4	15	60	27.78
Good	3	21	63	38.89
Satisfactory	2	7	14	12.96
Poor	1	1	1	1.85
Performance				69.63



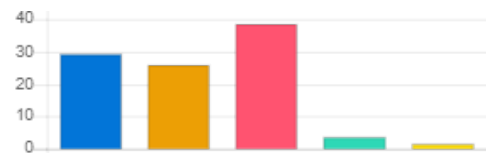
Question	How will you rate Computer facility?			
Answer	Value	No. of response(s)	Response value	Response %
Excellent	5	16	80	29.63
Very Good	4	16	64	29.63
Good	3	14	42	25.93
Satisfactory	2	8	16	14.81
Poor	1	0	0	0.00
Performance				74.81



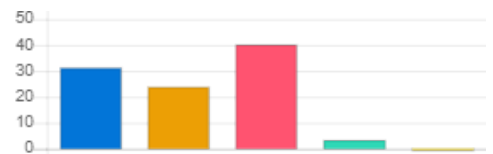
Question	How will you rate Canteen facility?			
Answer	Value	No. of response(s)	Response value	Response %
Excellent	5	7	35	12.96
Very Good	4	13	52	24.07
Good	3	24	72	44.44
Satisfactory	2	8	16	14.81
Poor	1	2	2	3.70
Performance				65.56



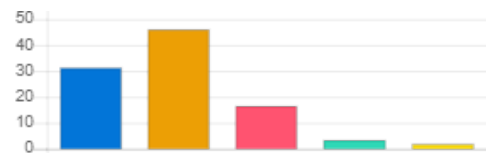
Question	How will you rate Placement ?			
Answer	Value	No. of response(s)	Response value	Response %
Excellent	5	16	80	29.63
Very Good	4	14	56	25.93
Good	3	21	63	38.89
Satisfactory	2	2	4	3.70
Poor	1	1	1	1.85
Performance				75.56



Question	Medical checkup			
Answer	Value	No. of response(s)	Response value	Response %
Excellent	5	17	85	31.48
Very Good	4	13	52	24.07
Good	3	22	66	40.74
Satisfactory	2	2	4	3.70
Poor	1	0	0	0.00
Performance				76.67



Question	Drinking water facility			
Answer	Value	No. of response(s)	Response value	Response %
Excellent	5	17	85	31.48
Very Good	4	25	100	46.30
Good	3	9	27	16.67
Satisfactory	2	2	4	3.70
Poor	1	1	1	1.85
Performance				80.37

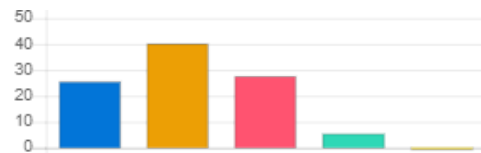


Question	How you rate overall atmosphere of college?			
Answer	Value	No. of response(s)	Response value	Response %
Excellent	5	16	80	29.63
Very Good	4	24	96	44.44
Good	3	14	42	25.93
Satisfactory	2	0	0	0.00
Poor	1	0	0	0.00
Performance				80.74

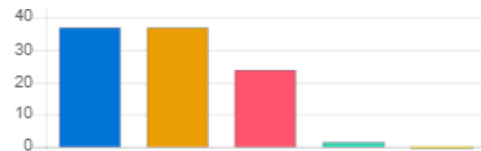


Question	How will you grade academic ambience?			
Answer	Value	No. of response(s)	Response value	Response %
Excellent	5	14	70	25.93

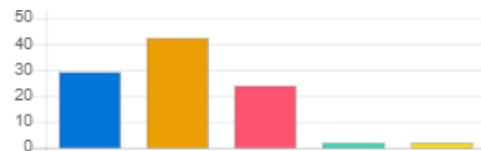
Question	How will you grade academic ambience?			
Answer	Value	No. of response(s)	Response value	Response %
Very Good	4	22	88	40.74
Good	3	15	45	27.78
Satisfactory	2	3	6	5.56
Poor	1	0	0	0.00
Performance				77.41



Question	What do you feel about extracurricular and co-curricular activities conducted in the institute?			
Answer	Value	No. of response(s)	Response value	Response %
Excellent	5	20	100	37.04
Very Good	4	20	80	37.04
Good	3	13	39	24.07
Satisfactory	2	1	2	1.85
Poor	1	0	0	0.00
Performance				81.85



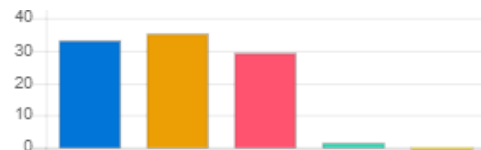
Question	What is your opinion about lectures being conducted?			
Answer	Value	No. of response(s)	Response value	Response %
Excellent	5	16	80	29.63
Very Good	4	23	92	42.59
Good	3	13	39	24.07
Satisfactory	2	1	2	1.85
Poor	1	1	1	1.85
Performance				79.26



Question	Is professionalism evident during the exam?			
Answer	Value	No. of response(s)	Response value	Response %
Excellent	5	17	85	31.48
Very Good	4	20	80	37.04
Good	3	16	48	29.63
Satisfactory	2	1	2	1.85
Poor	1	0	0	0.00
Performance				79.63



Question	Do you prefer to attain guest lecturers ?			
Answer	Value	No. of response(s)	Response value	Response %
Excellent	5	18	90	33.33
Very Good	4	19	76	35.19
Good	3	16	48	29.63
Satisfactory	2	1	2	1.85
Poor	1	0	0	0.00
Performance				80.00



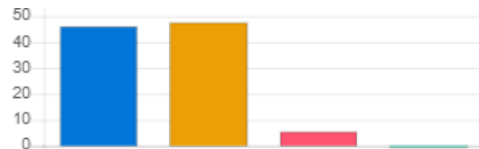
Question	Sports infrastructure and facilities			
Answer	Value	No. of response(s)	Response value	Response %
Excellent	3	20	60	37.04
Good	2	31	62	57.41
Average	2	3	6	5.56
Performance				79.01



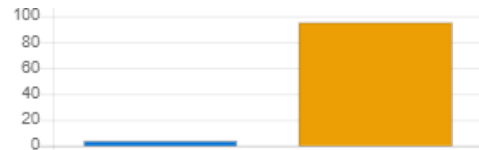
Question	Conduction and motivation for sports facilities.			
Answer	Value	No. of response(s)	Response value	Response %
Excellent	3	22	66	40.74
Good	2	29	58	53.70
Average	1	3	3	5.56
Performance				78.40



Question	How do you rate the efforts taken by training, placement and carrier guidance cell in the development students			
Answer	Value	No. of response(s)	Response value	Response %
● Excellent	4	25	100	46.30
● Good	3	26	78	48.15
● Satisfactory	1	3	3	5.56
● Poor	0	0	0	0.00
Performance				83.80



Question	Have you faced any ragging problem in the institute?			
Answer	Value	No. of response(s)	Response value	Response %
● Yes	2	2	4	3.70
● No	1	52	52	96.30
Performance				51.85



● Achieved ● Scope for improvement



Achieved 76.62 | Scope for improvement 23.38